

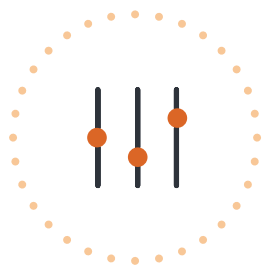


# Why Student Safety on Chromebook

Starts with Content  
Filtering and Security

Technology is doing more than just transforming how students learn in the classroom. With 1:1 device programs, K-12 institutions can extend the learning process beyond the confines of the school campus and the school day. However, in doing so, schools have a responsibility to not just supply the technology but also to manage it in a way that leads to optimal learning outcomes and student safety.

When Chromebook is the learning device of choice, schools can use a combination of Google and Jamf tools to:



**Manage** Chromebook with Google Workspace for Education



**Secure** student access with Jamf Safe Internet



**Enable** students to engage in equitable collaboration



This e-book will provide an overview of how to help students learn safely with Chromebook, including references to sources where you can learn more. You'll find information on the following topics:

### Google Workspace for Education

- What is it?
- Google Admin console
- Google Classroom
- Additional educational Google apps

### Content filtering for Chromebook

- Why is content filtering important?
- What does Jamf Safe Internet do?
- Jamf Safe Internet on Chromebook

# Google Workspace for Education

**Google Workspace for Education improves your digital education environment with advanced security tools and capabilities that elevate teaching and learning — driving instructional impact.**

Enhanced video conferencing capabilities broaden opportunities for more online learning and collaborating. Built-in authenticity tools to help detect plagiarism save teachers' time, while also providing feedback that challenges students to think more critically and turn in better work.



Collaborate in real time with Google Docs, Sheets, Slides and Sites



Help educators save time managing their classes with Classroom and Assignments



Enhance collaboration with embedded video calls in Google Docs, Sheets, and Slides



Simplify security management with built-in, multi-layer, automated capabilities

## Connect

Provide educators with enhanced tools to encourage learning and drive engagement. Record, save, and archive meetings directly to Google Drive to easily watch and share later, for deeper learning and comprehension.

## Enrich

Make learning environments more personal. Strengthen instructional impact with tools that can make learning more personal and give educators quicker insights into students' understanding.



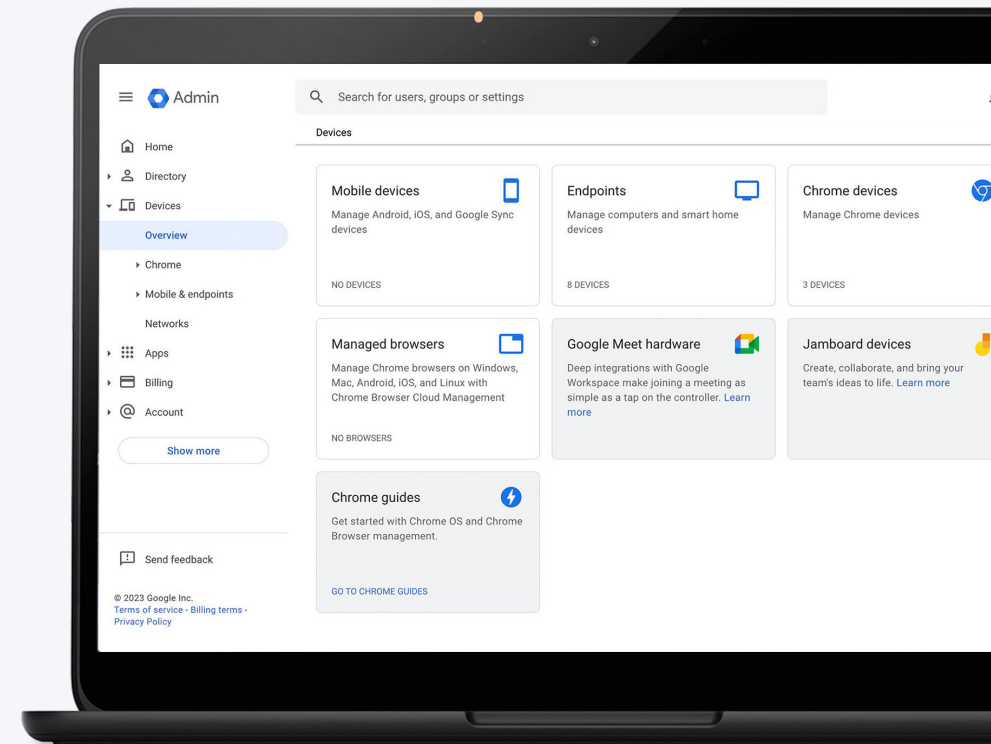
# Google Workspace for Education

## Google Admin console

If you're going to properly secure a Chromebook, you have to manage it first! To do that, start with the **Google Admin console**. Pair it with Jamf Safe Internet for a complete solution you can use to **manage** and **secure** access to online educational resources. Google Admin provides the capability to manage:

- [Google Workspace for Education](#)
- The ChromeOS operating system
- Settings for the Chrome browser

You can use the Google Admin console to centrally manage Google's learning and productivity tools for teachers and students alike. IT admins can ensure that the right tools are available on the right devices at the right time, in order to make the most of the learning process.

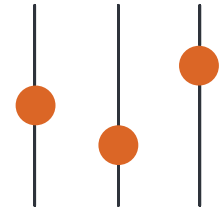


Many schools indicate that they initially choose Google Workspace for Education because of strong email capabilities that allow districts to migrate away from on-premises servers. Others say that Google Workspace or Education makes collaboration easier and leads to both increased innovation and higher use of productivity tools.

# Google Workspace for Education

## Google Admin console

Using the Google Admin console to manage Chromebooks helps to ensure that each device is properly configured and that users have the appropriate permissions and desired tools. IT admins can remotely configure device and user settings to foster a technological environment conducive to learning,



### Employ Google Admin to:

- Manage ChromeOS and Chrome browser settings, including:
  - OS updates
  - Sign-in settings
  - Managed books
  - Extensions
- Integrate with other IT systems (e.g., Splunk)
- Enable and disable devices
- Remotely control a Chromebook for troubleshooting
- Guide a user through an issue with screen sharing
- Manage user groups so students can collaborate with the right people, including:
  - Peers
  - Students in other year groups
  - Users external to the school



# Google Workspace for Education

## Google Classroom



Your all-in-one place for learning

**Google Classroom is an all-in-one tool where educators, students, and classes can engage together in lessons, and coursework.** Classroom can be learned in minutes and helps educators manage their instruction and grade more efficiently. Featuring seamless integrations within Google Workspace for Education and popular EdTech tools, Classroom gives educators streamlined ways to create enriching student experiences that make each lesson more personal.



### Educators can:

- Manage instruction for each of their classes from one place
- Create coursework easily in Classroom and distribute to the class
- Visualize student progress
- Respond quickly to students to build their confidence and trust
- Provide student access to resources inside and outside the classroom



### Students can:

- Receive guidance and interact with their instructor directly within their assignment
- Complete and submit coursework without leaving Classroom
- Use skill cards and video tutorials in the built-in resource library
- Check their answers to make sure they are doing the work correctly
- Use multiple devices to accommodate handwriting, drawing and symbolic input

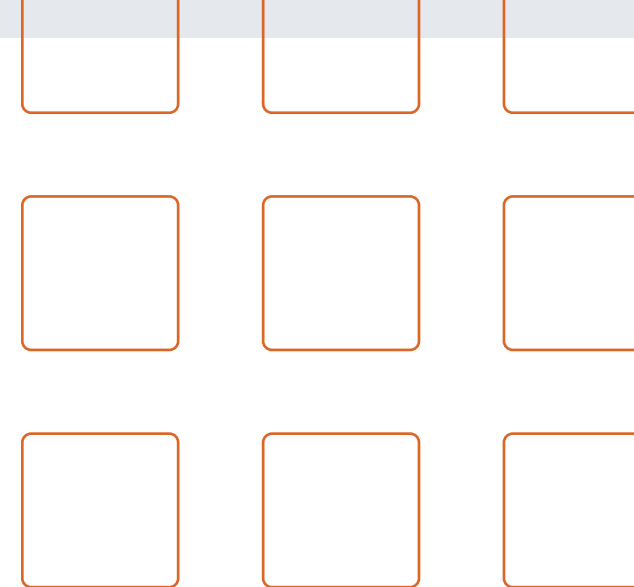
[Get more details about Google Classroom's capabilities](#)



# Google Workspace for Education

## Google apps

Although Google Classroom is the big star, it's not the only Google app that's useful in the classroom and beyond. Some of the other apps that contribute to better learning outcomes include:




**Gmail** – Use the dedicated email app or access your account through the web



**Google Drive** – Create shared team spaces in which to store, search and access files



**Google Docs, Sheets and Slides** – Manage documents, spreadsheets and presentations with the groundbreaking office productivity suite that lets you save work directly to the cloud



**Google Meet** – Students can connect with teachers and each other for discussion and collaboration in remote and distance learning settings



Where other platforms emphasize personal productivity features, Google products are designed to place communication and collaboration at the forefront. All of these tools are optimized to get users up to speed and working together quickly.



# Content Filtering

on Chromebook





# Content filtering

## Why filter?

Schools that harness the power of Google technology and Chromebook can provide students with limitless educational opportunities, but what about protecting them from dangerous and inappropriate content on the internet, phishers and predators?

**An effective content filtering solution is a crucial asset that can:**



Enable students to navigate a world of content



Provide peace of mind for parents and educators



Empower students to cultivate independence in learning

# Content filtering

## Why is content filtering essential to enhancing K-12 learning using technology?



**Student protection** – Legal restrictions on student online access vary from country to country, but they all fall into similar categories:

- Pornographic or obscene content
- Hate speech, violent or radicalizing sites
- Sites encouraging self-harm, suicide or anorexia
- Phishing or predators
- Cyberbullying
- Distractions such as social media and games
- Gambling sites

**Student focus and productivity** – While restricting social media access at school can prevent cyberbullying, it can also help keep students focused on school. This can help students to learn more, increasing their productivity and involvement in class.

**System security** – A filter that blocks malware, adware and spyware keeps students safe. It also keeps your school's network secure.

### It's often the law

- United States: Children's Internet Protection Act
- England and Wales: Statutory guidance "Keeping Children Safe in Education" in 2015
- Similar measures enforced in full or in part on every continent except Antarctica



# Content filtering

## Jamf Safe Internet

Powered by Jamf's content filtering and network threat protection engine, Jamf Safe Internet is designed to help schools protect minors from harmful content. Leveraging functionality from our Jamf Data Policy and Jamf Threat Defense products, Jamf Safe Internet is a content filtering solution purpose-built for education.

### What does Jamf Safe Internet do?

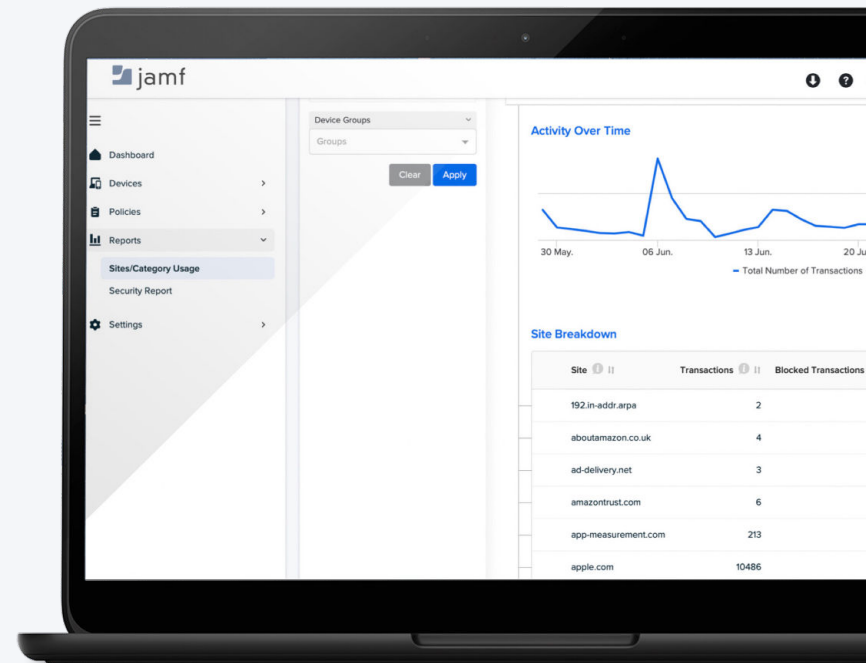
- Ensures students can safely and confidently navigate the internet
- Employs a “protection over inspection” approach to protect minors from harmful content without invading their privacy
- Features a comprehensive database with lightweight, performant domain name system (DNS) technology
- Blocks both unsafe content and malicious attacks such as malware or phishing
- Allows admins to create and customize content filter results to fit school needs
- Easily deployed via Google Admin Console so students can simply log in to a Chromebook with their [Google Workspace for Education](#) account

# Content filtering

## Jamf Safe Internet

Jamf Safe Internet goes beyond just blocking harmful content to provide a well-rounded tool for educators. Here are some of the ways our solution helps admins and fits into your existing network infrastructure:

- **Easy-to-build reporting:** Effective threat management requires generating reports to help you understand how well your policies are working. Use Jamf Safe Internet to keep you up to date with network statistics so you never miss a beat.
- **YouTube Restricted Mode:** Implement YouTube's Restricted Mode services to hide potentially mature content from YouTube search results, comments and embedded YouTube videos.
- **Google SafeSearch:** Jamf Safe Internet enforces Google's SafeSearch feature to help hide explicit content from search results and maintain a safe learning environment.
- **Jamf and Google for Education – together:** Jamf Safe Internet is easily deployed via the Google Admin console, the same platform you use to manage your Chromebook estate. Integration with the Google ecosystem allows you to sync user groups directly and easily deploy age- or group-specific browsing policies.



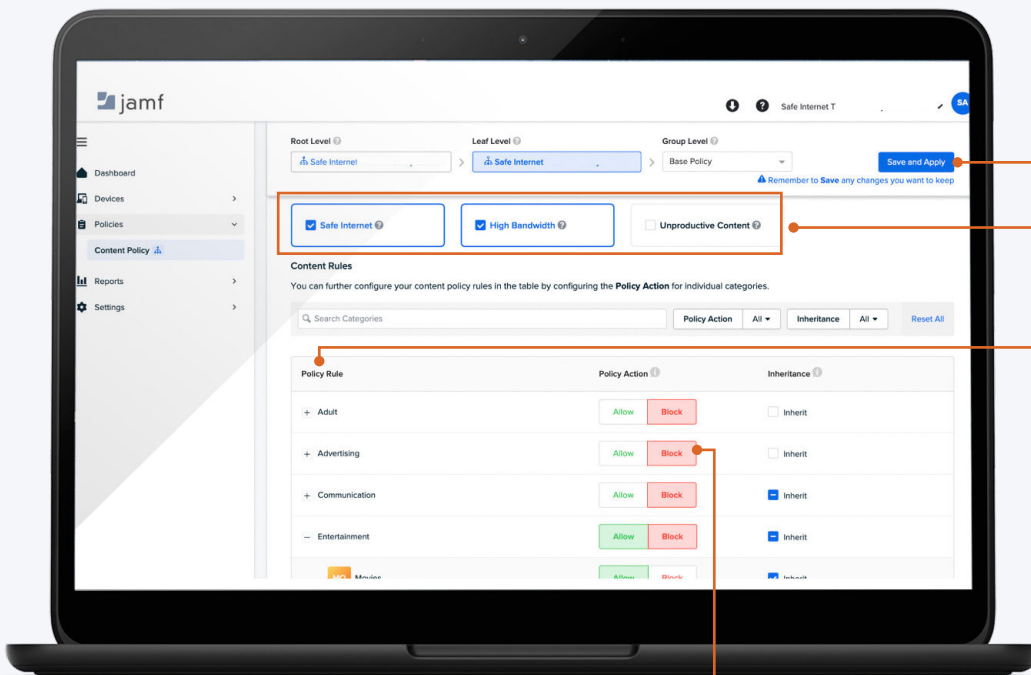
Looking for more information about  
Jamf Safe Internet's privacy policies?

Find comprehensive answers about information security, compliance, and privacy with Jamf products and services by you visiting [Jamf's Trust Center](#).

# Content filtering

## Jamf Safe Internet on Chromebook

Provide safe, private connections **everywhere** students learn.



Simple Save and Apply updates to your policies



Pre-defined rules to get your content filtering policy started



Wide set of block categories to prevent content



Simple click-to-toggle Allow/Block functionality

# Google + Jamf means safe, successful learning

With Google's ecosystem and Jamf's security and endpoint protection, educators can feel empowered and confident in the possibilities they create for children. This technology keeps the focus on student outcomes, development and curiosity, all while protecting them from harmful content.

With Google and Jamf, admins and decision makers can encourage personalized approaches to learning, allowing students to process information in a way that works for them. Instead of relying on centralized guidance, students can become independent learners and creators with the resources to solve the problems that they encounter.

**Interested in hands-on experience using Jamf Safe Internet on Chromebook? Request a free trial today to get started!**

[Request a Trial](#)

Or contact your preferred reseller of hardware.